



TITAN FLOW CONTROL, INC.

"Y" (WYE) STRAINER ♦ BUTT WELD ENDS

ANSI CLASS 1500 ♦ CARBON AND STAINLESS STEEL


MODELS: YS 69-CS

(CARBON STEEL)

YS 69-SS

(STAINLESS STEEL)

SIZES: 2" ~ 10"



"Ideal for
High Pressure
Applications"

FEATURES

- ♦ **RUGGED - HIGH QUALITY DESIGN**
TITAN'S YS69 IS IDEAL FOR PETROCHEMICAL AND OTHER DEMANDING INDUSTRIAL APPLICATIONS THAT HAVE HIGHER PRESSURE AND TEMPERATURE REQUIREMENTS. THIS UNIT EMPLOYS HEAVY GAUGE, REINFORCED SCREENS TO PREVENT DAMAGE TO THE STRAINING ELEMENT. BOLT HOLES ARE ALSO BACK OR SPOT FACED.
- ♦ **LARGE STRAINING CAPACITY**
WITH ITS LARGE BODY AND SIZABLE STRAINING ELEMENT, THE YS69 PROVIDES EXCELLENT OPEN AREA RATIOS THAT ARE TYPICALLY TWO-AND-A-HALF TIMES LARGER THAN THE CORRESPONDING PIPELINE.
- ♦ **PRECISION MACHINED SEATS**
PRECISION MACHINED SCREEN SEATS IN BOTH THE BODY AND CAP HELP TO ENSURE ACCURATE POSITIONING OF THE SCREEN DURING REASSEMBLY AFTER CLEANING. ALSO, THE MACHINED BODY SEATS ENABLE FINER FILTRATION BY PREVENTING DEBRIS BYPASS.
- ♦ **ENCAPSULATED "CG" STYLE GASKET**
THE "CG" STYLE COVER GASKET PROVIDES ADDITIONAL RADIAL STRENGTH TO PREVENT GASKET BLOWOUT. IT ALSO ACTS AS A COMPRESSION STOP.
- ♦ **SELF-CLEANING CAPABILITY**
WITH THE OPTIONAL SOCKET WELD BLOW-OFF CONNECTION, THIS UNIT CAN BE FITTED WITH A BLOW-DOWN VALVE WHICH FACILITATES CLEANING OF THE STRAINING ELEMENT. PLEASE CONTACT FACTORY FOR MORE INFORMATION.
- ♦ **EPOXY PAINTED**
CARBON UNITS ARE EPOXY PAINTED TO HELP RESIST RUST AND CORROSION. TITAN FCI ALSO OFFERS EPOXY COATING. PLEASE CONTACT FACTORY FOR MORE INFORMATION.

TECHNICAL

PRESSURE/TEMPERATURE RATING
CS - ASTM A216 GR.WCB - CLASS 1500

WOG (Non-shock): 3705 PSI @ 100 °F

PRESSURE/TEMPERATURE RATING
SS - ASTM A351 GR. CF8M - CLASS 1500

WOG (Non-shock): 3600 PSI @ 100 °F

- The above listed temperatures are theoretical and may vary during actual operating conditions.
- Carbon Steel not recommended for prolonged use above 800 °F.
- Stainless Steel not recommended for prolonged use above 1000 °F.

APPLICATIONS

CARBON STEEL PROPERTIES: CARBON STEEL PERFORMS EXCEPTIONALLY WELL IN HIGH TEMPERATURES, UP TO 800°F IN CONTINUOUS SERVICE. IT PROVIDES HIGH RESISTANCE TO SHOCK, VIBRATION, PIPING STRAINS, AND FIRE AND FREEZING HAZARDS. CARBON STEEL STRAINERS ARE OFTEN USED IN THE OIL AND PETROCHEMICAL INDUSTRIES.

STAINLESS STEEL PROPERTIES: STAINLESS STEEL IS COMMONLY SPECIFIED FOR HIGH TEMPERATURE SERVICE, UP TO 1000°F IN CONTINUOUS SERVICE. STAINLESS STEEL STRAINERS ARE COMMONLY FOUND IN THE CHEMICAL, FOOD, AND PHARMACEUTICAL INDUSTRIES.

The above data represents common market and service applications. No representation or guarantee, expressed or implied, is given due to the numerous variations of concentrations, temperatures and flow conditions that may occur during actual service.

TITAN FLOW CONTROL, INC.

YOUR PIPELINE TO THE FUTURE!

Tel: 910-735-0000 ♦ Fax: 910-738-3848 ♦ titan@titanfci.com ♦ www.titanfci.com
290 Corporate Drive ♦ PO Box 7408 ♦ Lumberton, NC 28358



TITAN FLOW CONTROL, Inc.
 290 Corporate Drive
 Lumberton, NC 28358
 Tel: 910.735.0000
 E-mail: titan@titanfci.com
 Web: www.titanfci.com
 Fax: 910.738.3848

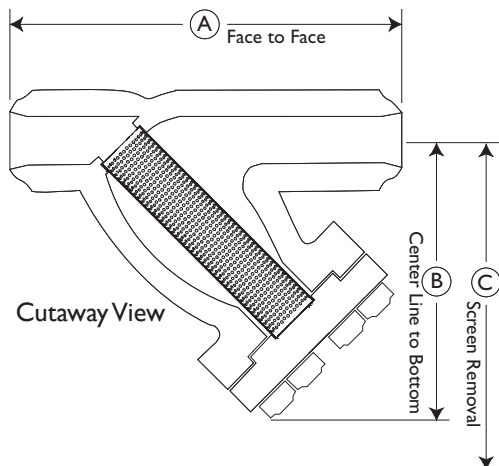
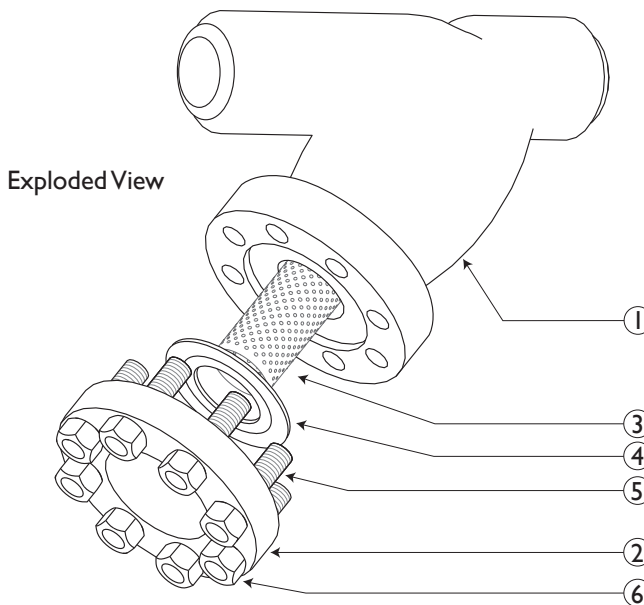
WYE STRAINER
YS 69-CS - (Carbon Steel)
YS 69-SS - (Stainless Steel)
Butt Weld Ends • Carbon & Stainless Steel

ANSI Class
1500

BILL OF MATERIALS ⁽¹⁾

No.	PART	YS 69-CS ⁽³⁾	YS 69-SS
1	Body	Carbon Steel A216 Gr. WCB	Stainless Steel A351 Gr. CF8M
2	Cover	Carbon Steel A216 Gr. WCB	Stainless Steel A351 Gr. CF8M
3	Straining Element ⁽²⁾	Stainless Steel	Stainless Steel
4	Gasket ⁽²⁾	Stainless Steel CG Style	Stainless Steel CG Style
5	Studs	Alloy Steel	Alloy Steel
6	Nuts	Alloy Steel	Alloy Steel

1. Bill of Materials represents standard materials. Equivalent or better materials may be substituted at the manufacturer's discretion.
2. Denotes recommended spare parts.
3. Carbon Steel bodies are epoxy painted.



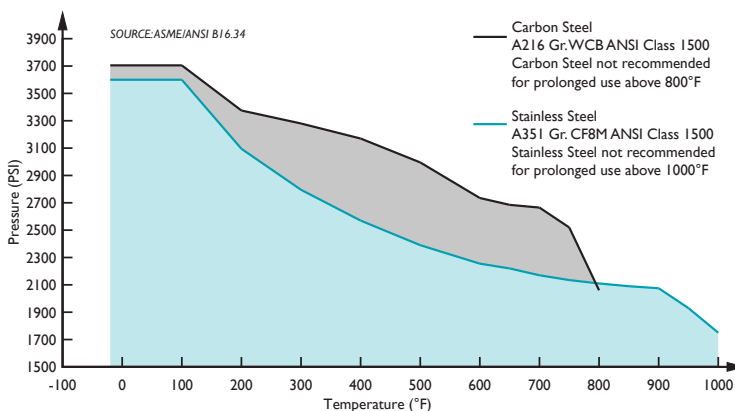
ANSI Class 1500 Butt Welded ends have a schedule of 160.
 Illustrations are representative of sizes 2" through 10".
 Please ask for certified drawings when required.

DIMENSIONS AND PERFORMANCE DATA ⁽¹⁾

SIZE	in	2	2 1/2	3	4	6	8	10
	mm	50	65	80	100	150	200	250
A DIMENSION FACE TO FACE	in	12.0	18.125	18.125	18.125	23.75	30.125	40.0
	mm	305	460	460	460	603	762	1016
B DIMENSION CENTER LINE TO BOTTOM	in	9.25	12.0	12.0	15.375	20.0	22.75	31.82
	mm	235	305	305	391	508	578	808
C DIMENSION SCREEN REMOVAL	in	11.0	16.5	16.5	21.0	27.0	30.0	41.0
	mm	279	419	419	533	686	762	1041
APPROXIMATE ASSEMBLED WEIGHT	lb	46	100	100	194	460	876	1650
	kg	21	45	45	88	209	397	748
Flow Coefficient	C _v	60	140	140	180	450	650	930

1. Dimensions, weights, and flow coefficients are for reference only. When required, request certified drawings.

PRESSURE - TEMPERATURE RATINGS



REFERENCED STANDARDS & CODES

CODE	DESCRIPTION
ASME/ANSI B1.6.25	Butt Welding Ends
ASME/ANSI B1.6.34	Flanged, Threaded, and Welding End

PRESSURE - TEMPERATURE RATING

Body Material	A216 Gr. WCB	A351 Gr. CF8M
WOG (Non-shock):	3705 PSI @ 100 °F	3600 PSI @ 100 °F

STANDARD SCREEN SELECTIONS

Size	Liquid	Open Area	Steam	Open Area
2" ~ 4"	1/16 (.0625)	41%	1/32 (.033)	28%
5" ~ 8"	1/8 (.125)	40%	3/64 (.045)	36%
10"	1/8 (.125)	40%	30 Mesh Lined	44.8%

Additional Design & Technical Notes:

- Butt weld ends are X-rayed to ensure high quality.
- An optional socket weld blow-off is available. Please contact factory.
- NPT blow-offs are not recommended for ANSI Class 1500 strainers.
- Bodies are also available in high temperature steel A217 Gr. WC6 and WC9. Please contact factory for price and delivery.

Titan FCI makes every effort to ensure the information presented on our literature accurately reflects exact product specifications. However, as product changes occur, there may be short-term differences between actual product specifications and the information contained within our literature. Titan FCI reserves the right to make design and specification changes to improve our products without prior notification. When required, request certified drawings.